

Win 8.1 Update

Howard Verne

10/23/2013

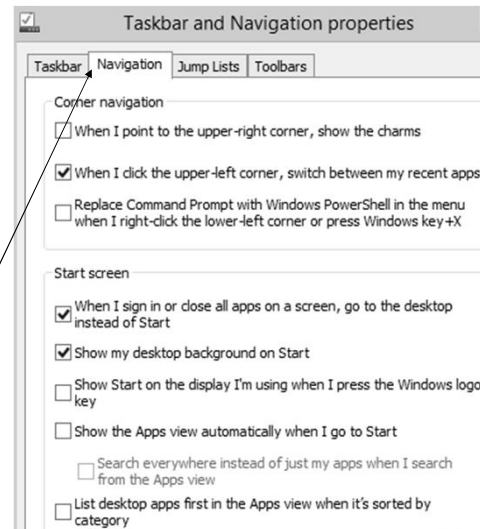


To Install 8.1 Upgrade

- **Update Existing Windows 8**
 - Reboot
- **Go to Windows Store**
 - Select Free Windows 8.1 update
 - Select Download
 - Expect process to take 1-2 hours
 - Including reboots
- **IF Update Fails**
 - Check PC Vendor for driver updates
 - Especially video drivers

After Windows 8.1 Finishes

- **Right Click on Taskbar (on the desktop).**
- Select Properties
- Go to *Navigation* tab
 - *Make Changes*
 - *Click **OK***



Possible Reinstalls

- Classic Shell/Start
 - If you don't see the *Classic Shell* icon
 - <http://www.classicshell.net/>
- 8 Gadget Pack
 - <http://8gadgetpack.net/>
- iCloud Control Panel
 - Re-enter iCloud login information
- Avast
 - Reinstall from <http://ninite.com/>
- Any Stardock Software
 - <https://www.stardock.com>

Problem Programs

App	Version	Behavior after you install the update
SuperNova	up to 12.51	Improves user experience by blocking upgrade to Windows 8.1, blocking the application from being installed on Windows 8.1, and provides a URL for more information about the product.
Searchqu Toolbar	not available	Improves user experience by not migrating the application to Windows 8.1, blocking the application from being installed on Windows 8.1, and provides a URL for more information about the product.
ZoneAlarm	2013	Improves user experience by fixing issues.

5

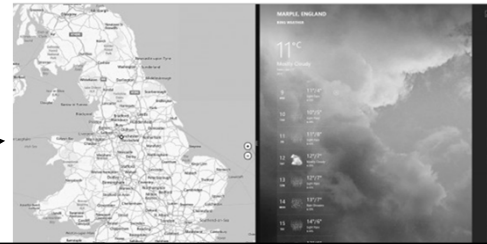
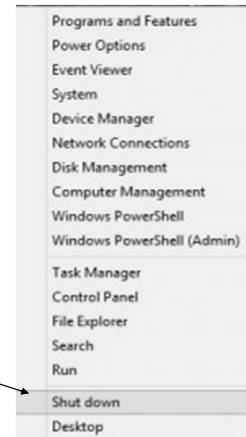
Problem Programs

App	Version	Behavior after you install the update
Expression Studio 4 Ultimate	4	Improves user experience by fixing issues.
McAfee AV Products	2013	Improves user experience by not migrating the application to Windows 8.1.
Trend Micro Titanium	2013 for NTT	Improves user experience by not migrating the application to Windows 8.1.
Panda Security	up to 2014	Improves user experience by not migrating the application to Windows 8.1.
Outpost Antivirus Pro, Outpost Security Suite Pro	8	Improves user experience by blocking upgrade to Windows 8.1.
Visual Studio	2012	Improves user experience by fixing issues.

6

What has changed

- Start Button
 - NOT Start Menu
 - Left click will take you to Windows 8 Tiles
 - Right click menu includes shut down option
- Start in Desktop
 - As shown earlier in this presentation
- New Windows 8 Tile Sizes
 - Quarter and double sizes
- Better Presentation of Multiple Open Tiles



What has changed

- Apps update automatically
- Start Screen Search Broader
 - Searches Sky Drive
- New Programs not automatically added to Start Screen
 - Click on Arrow (Bottom Left on Start Screen) to Access App View
 - Right click on App and Select *Pin to Start* or *Pin to Taskbar*

Win 8.1 Tips/Tutorials

- <http://windows.microsoft.com/en-us/windows/how-to>
- <http://www.softwarecrew.com/2013/10/how-to-upgrade-to-windows-8-1/>
- <http://www.pcworld.com/article/2055504/windows-8-1-is-here-what-you-need-to-know.html>
- http://howto.cnet.com/8301-11310_39-57607585-285/the-new-features-you-need-to-know-about-in-windows-8.1/
- <http://www.informationweek.com/software/windows8/windows-81-desktop-pc-installs-8-tips/240162856>

9

Any Questions??



10