

WINDOWS VISTA UPDATING SEMINAR (Part 1)

H. E. Doyle

See also:

<http://www.scsc.com/bkk/WindowsUpdates,Installing.pdf>

HOW TO SET UP WINDOWS VISTA FOR UPDATING

Click the Start Orb, Windows Update, Change Settings (left panel)

Or,

Click the Start Orb, All Programs, Windows Update, Change Settings,

Or,

Click the Start Orb, Control Panel, Windows Update, Change Settings,

Or,

Click the Start Orb, Internet Explorer, Tools, Windows Update, Change Settings

Choose How Windows Can Install Updates

A. Understanding Windows Automatic Updating

Mark “Install Updates Automatically”, Daily at 10 PM (your choice)

Your computer must be turned on. (Notice: Dial Up subscribers.)

This automatically installs “Important” and “Recommended” update levels.

The “Optional” level is the decision of the user. (We suggest omitting.)

B. Mark: Recommended Updates

C. Mark: Update service (This section will only appear if Microsoft Update has been installed.)

Click OK

To Run Windows Update

Click Start, Windows Update,

Automatically searches for new updates resulting in one of two messages.

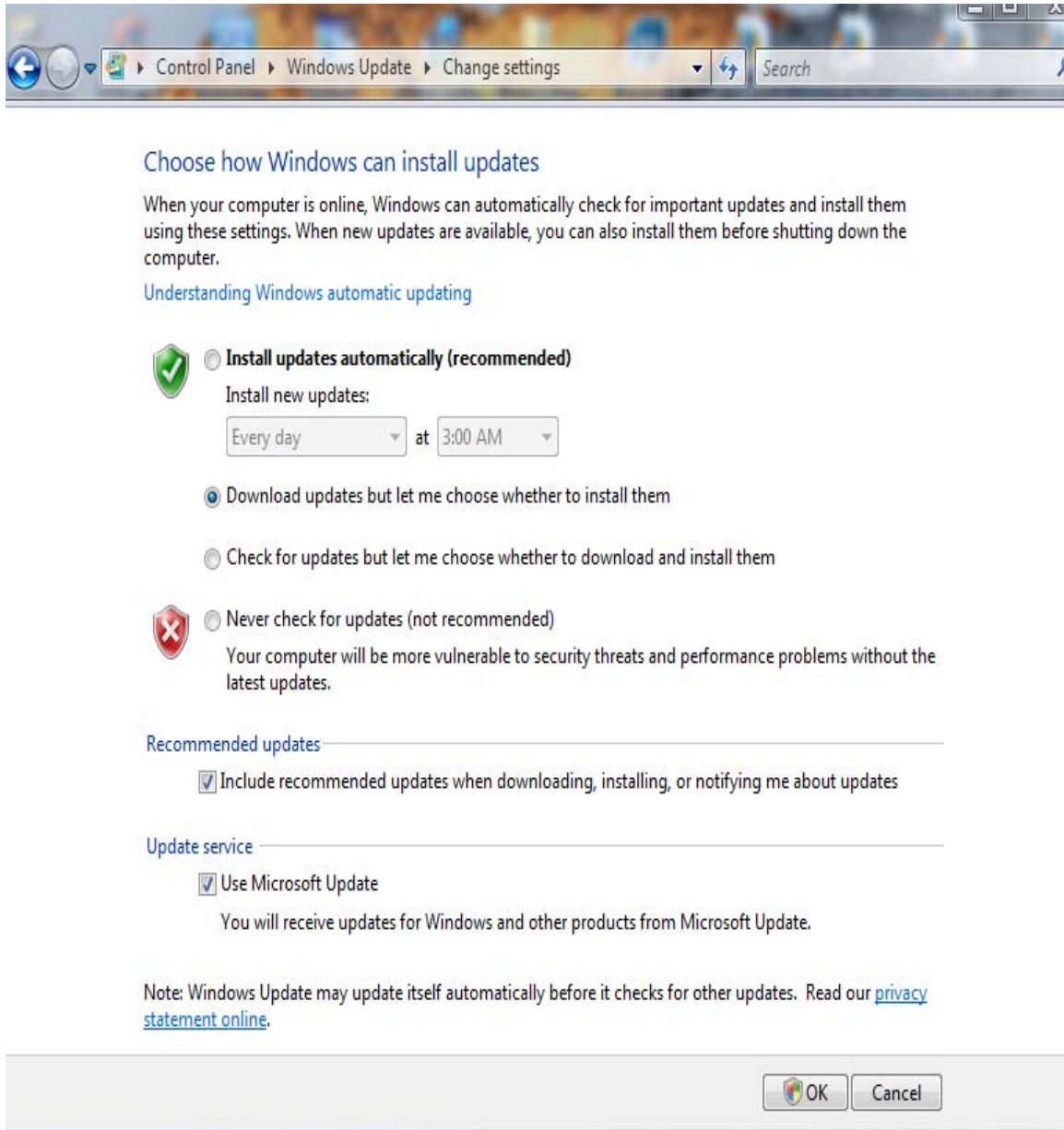
“Windows Is Up To Date”,

Or,

“Download and install updates for your computer”

Click on “View Available Updates” (read description)

**Click “Install Updates” (“Preparing restore point”)
“The updates were successfully installed.”**



SECURITY CENTER

Click Start Orb, Control Panel, Security Center

Security Essentials

Firewall: ON, Click Windows Firewall (left panel), Turn On

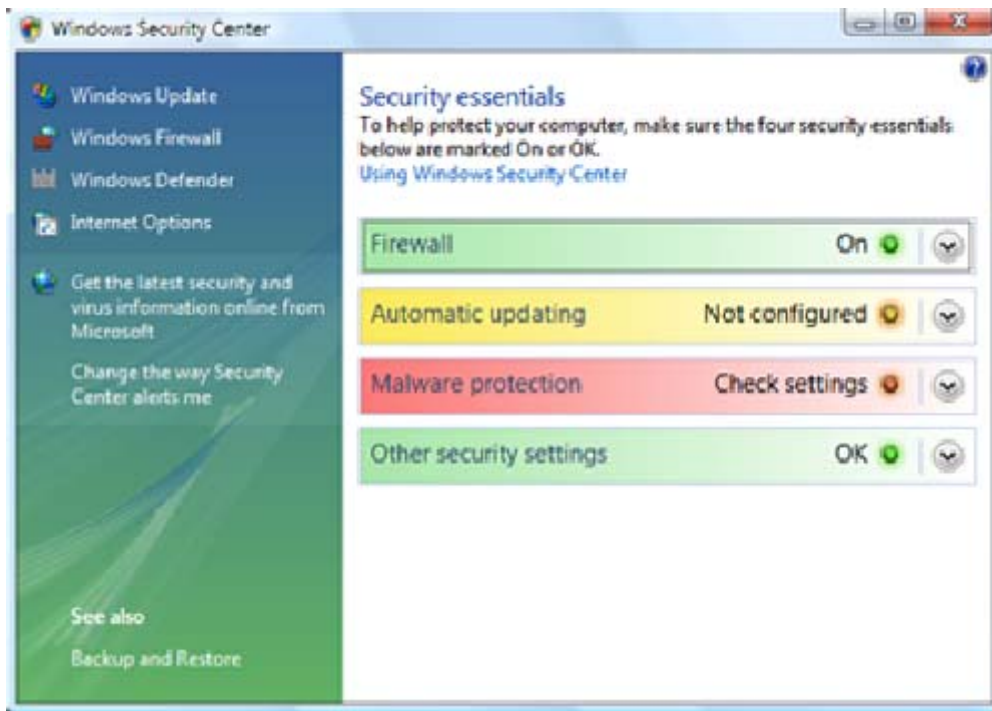
Automatic Updating: ON, or Not Automatic

**Malware Protection: ON,
Virus Protection: ON
Spyware and Malware Protection: ON**

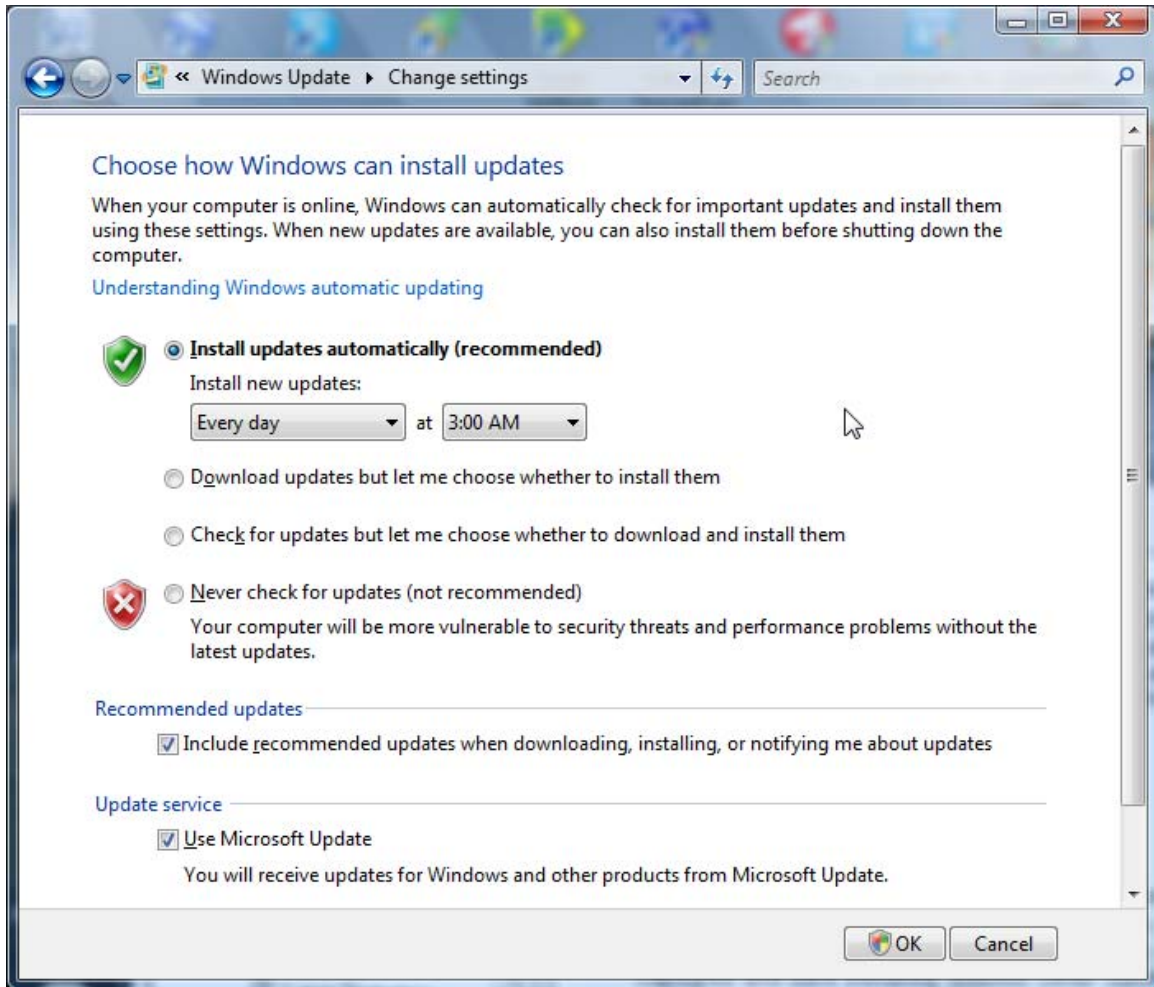
Other Security Settings: OK

**Internet Security Settings OK
User Account Control ON**

**Remember: Never more than one anti-virus program
 OK to have more than one anti-spyware and/or, malware
 program**



HOME CHECKUP



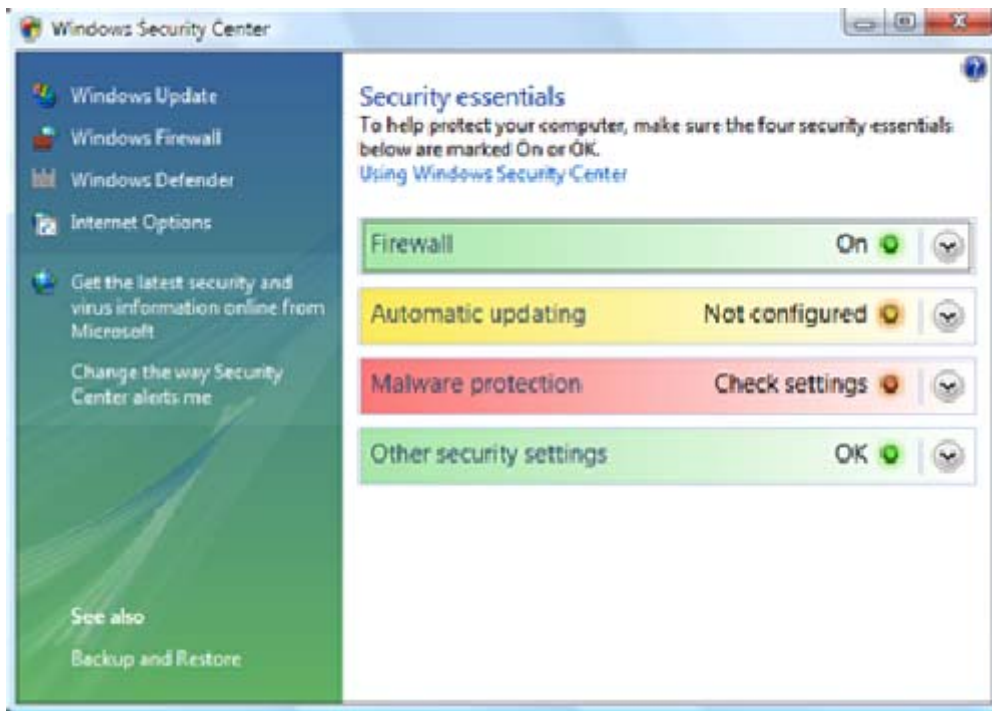
On your HOME computer

Go To Windows Update, Change Settings

Mark the sheet above to reflect the settings on YOUR computer(s).

Bring to next session.

HOME CHECKUP



On your HOME computer

Go To Control Panel, Security Center

Mark the sheet below with the Security Center settings on YOUR home computer.

Bring to next session.