

# Sandboxie

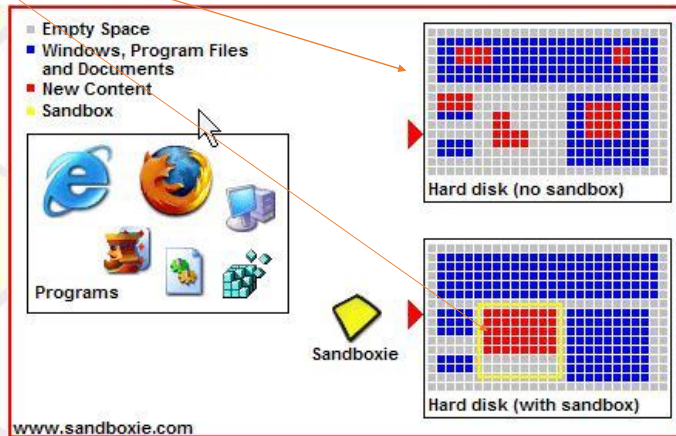
## Safe Surfing

Howard Verne  
12/15/2013



## What is a Sandbox?

- Rather than saving data in normal memory as provided by windows, Sandboxie "Hides" all the data in a "Sandbox"



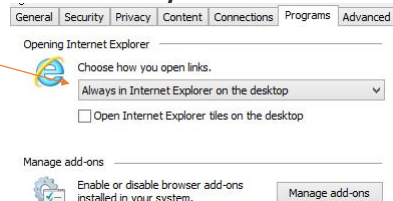
## How does this protect me?

- Sandboxie changes the rules such that write operations do not make it back to your hard disk.
  - Intercept changes to both your files and registry settings, making it virtually impossible for any software to reach outside the sandbox.
  - Traps cached browser items into the sandbox as a by-product of normal operation, so when you throw away the sandbox, all the history records and other side-effects of your browsing disappear as well.

3

## Installing

- Will automatically attach itself to default browser
  - If you are using Windows 8 IE, make sure you set *Tools/Internet Options/*



- Download from:
  - <http://www.sandboxie.com/index.php?DownloadSandboxie>
  - Accept All Defaults
- Will add this icon to desktop



4

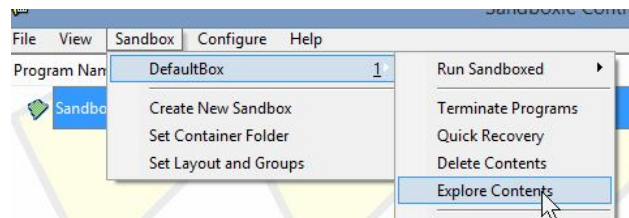
HV1

# How do I get to downloaded programs?

- Sandboxie adds an icon in the notification (bottom right) area of the screen



- Clicking on this icon allows you to access the sandbox



5

## The Sandbox Looks Like the System File Area

PC > Win8-Dell (C:) > Sandbox > howard > DefaultBox >

Name	Date modified	Type	Size
drive	11/20/2013 6:41 PM	File folder	
user	11/20/2013 6:41 PM	File folder	
desktop.ini	11/20/2013 6:40 PM	Configuration sett...	1 KB
DONT-USE.TXT	11/20/2013 6:40 PM	Text Document	1 KB
RegHive	12/14/2013 2:24 PM	File	256 KB

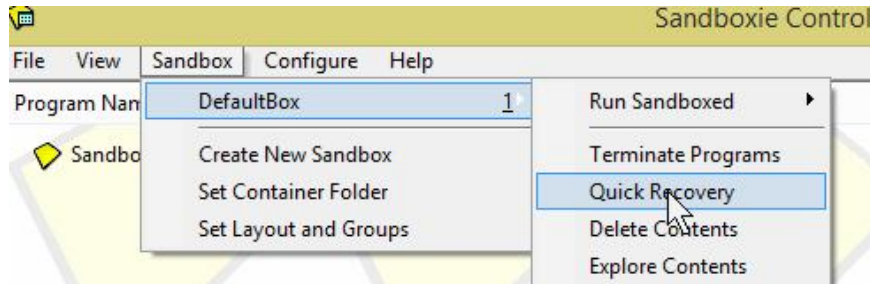
- Downloads can be found here

This PC > Win8-Dell (C:) > Sandbox > howard > DefaultBox > user > current > Downloads

Name	Date modified	Type	Size
SandboxieInstall.exe	12/14/2013 2:23 PM	Application	2,540 KB



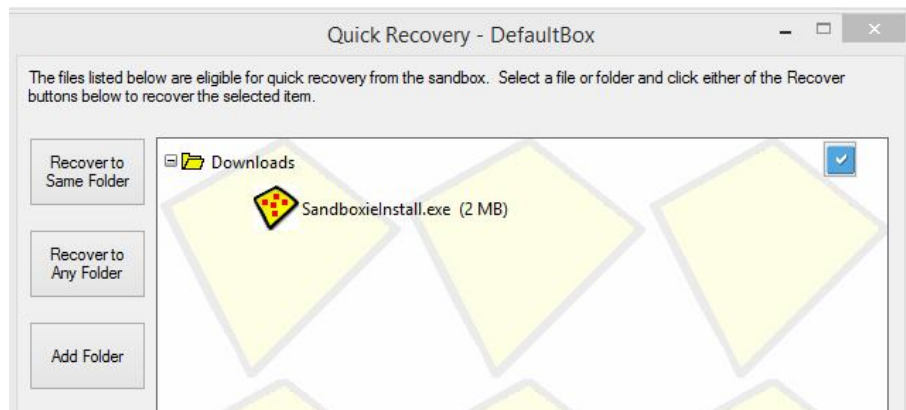
# Easy way to recover downloaded files



- Downloads can be found here

7

# Easy way to recover downloaded files



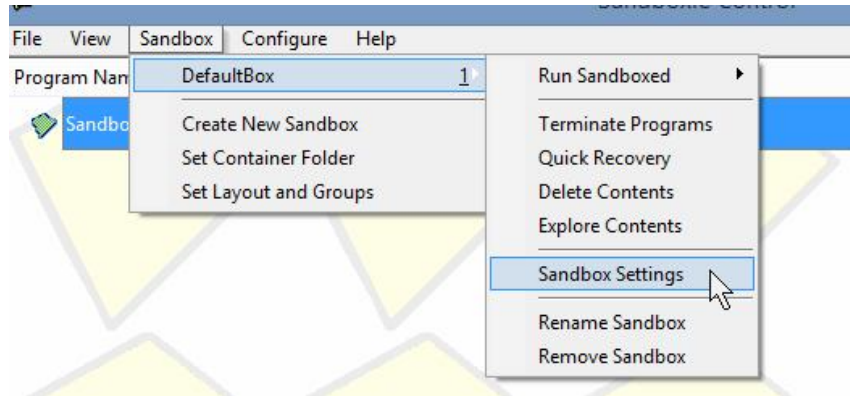
8

# Adding other Programs

- Click here



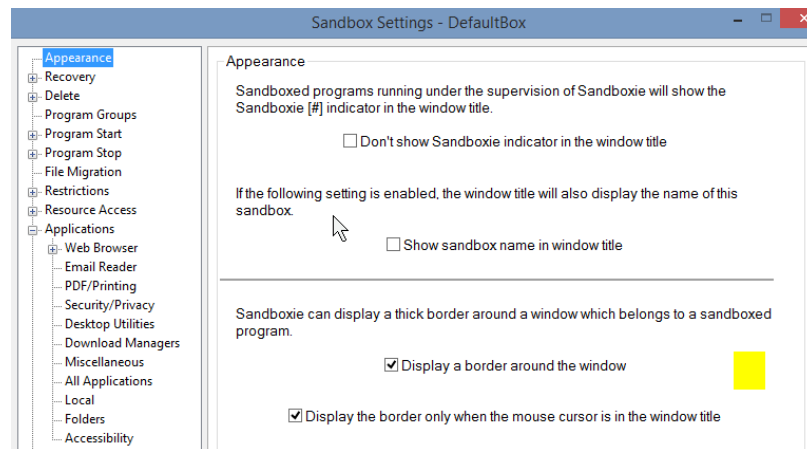
- Then:



9

# Adding other Programs

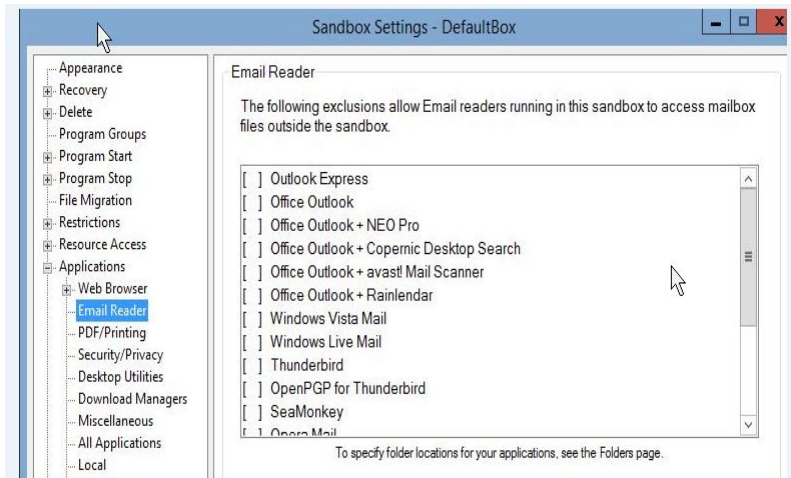
- Expand Applications
- Select Email Reader



10

# Adding other Programs

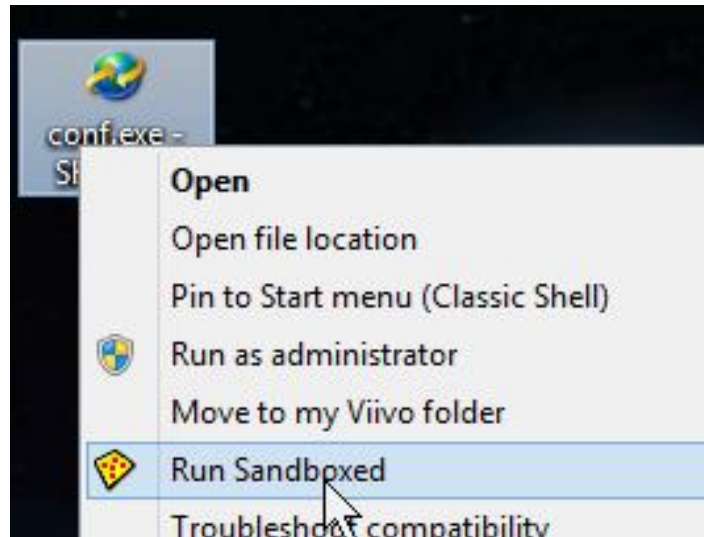
- Select Your Email Reader
- - or ...just access email thru your browser



11

# Adding other Programs

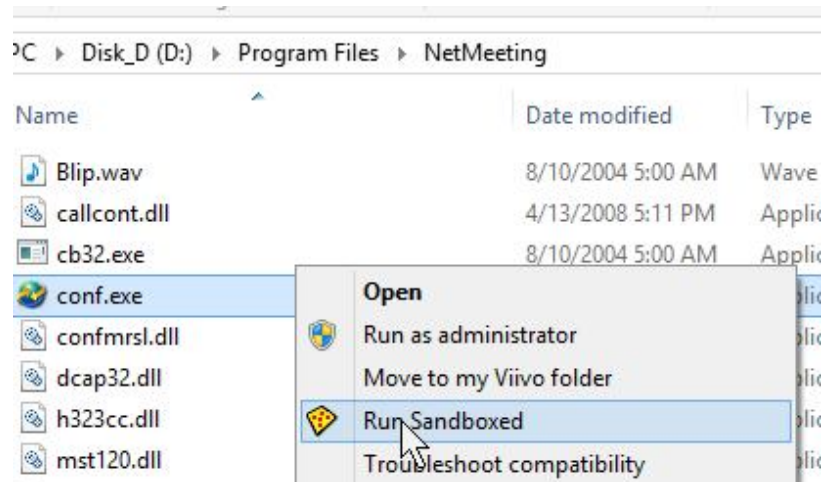
- Right Click a Link on the desktop



12

# Adding other Programs

- Navigate to program file
- Right Click



13

## Notes

- Nag Screen: The only downside to the FREE version of Sandboxie is that 30 days after installation,
  - a Nag screen pops up most every time you use it with a 5 second delay telling you that the Nag delay will go away permanently if you buy a registered license for Sandboxie.
  - Currently about \$15.00 per year for a single PC license.
- When [Sandboxie Control](#) displays a warning or notification message box, it usually includes a checkbox labeled *In the future, don't show this message*. If you mark the checkbox, that particular message will not be displayed again.

14



# References

- Official "getting Started"  
<http://www.sandboxie.com/index.php?GettingStarted>
- Other Tutorials <http://www.sandboxie.com/?ExternalTutorials>
- More Help <http://www.sandboxie.com/index.php?HelpTopics>