

# GOOGLE CHROME WEB STORE

You can find applications (apps), games, extensions, and browser themes for the Google Chrome browser in the Chrome Web Store. With these additions, you can do more with Chrome. You can install free items anywhere in the world. Most apps, games, extensions and themes are free; however, some cost money. To pay for apps, extensions or browser themes, you need a Google Payments account.

## Install and Manage Apps and Games


### Get more done with apps for Chrome

You can use apps to create documents, edit photos, play games, listen to music, and more. Here are some benefits of using apps:

- Apps install quickly, without restarting your computer or browser.
- Your apps are always available when you sync apps across multiple computers.
- Apps are always up-to-date because they are hosted on the web.
- Apps won't crash your computer. If you have trouble with an app, close its tab.
- You can easily find and open the app using app launcher.

### Install an app

To install an app, go to the Chrome Web Store.

- Open a new tab in Google Chrome, go to the "Apps" section and click the  icon.
- Find and select the app you want.
- Click **Add to Chrome**, or if it's a paid app, click **Buy**.

### Uninstall an app

To remove an app from Chrome:

In a new tab, open apps

Right-click the app and select **Remove from Chrome**.

A message will appear asking if you want to remove the app. Click **Remove**.

### To see a list of all of the apps you've installed:

In the upper right corner of the Web Store, click Settings .

Click on **Your Apps**.

## Install and Manage Extensions

You can add extensions to Google Chrome for more features and functionality. By using extensions, you can customize Google Chrome with features you like. Add extensions to Google Chrome to make the webpages you visit more useful to you.

Here are a few benefits of using extensions:



- You can use them to add new features to existing web apps.
- You get relevant links and information on pages.

- You get timely notifications about certain events.
- You can use them as shortcuts when they appear on your address bar.

### Install an extension

- Go to the Chrome Web Store.
- Find and select the extension you want.
- Click **Add to Chrome**.
- For some extensions, you'll see a box that lists the data that the extension will be able to access.
- Click **Add** to grant the extension access to your data and install the extension.
- To use the extension, click the icon to the right of the address bar in Chrome.


### Uninstall an extension

- Click .
- Select **More tools** > **Extensions**.
- Next to the extension you want to remove, click **Remove** .

### Download or remove Chrome Themes

Personalize Chrome on your computer with a fun theme. The theme appears around the border of the browser and as the background when you open a new tab. Your Chrome themes are stored in your Google Account, so when you sign in to Chrome on any computer, you see the same theme.

### Download and add a Chrome theme

- At the top right, click  > **Settings**.
- Under "Appearance," click **Themes**. Click the thumbnails to preview different themes.
- When you find a theme you'd like to use, click **Add to Chrome**.
- The theme will be applied immediately. If you change your mind, just click **Undo** in the message that appears at the top of the page. You can go back to the Google default theme by selecting **Reset to Default**.

### Remove a Chrome theme

- At the top right, click More  > **Settings**.
- Under "Appearance," click **Reset to default theme**.
- You'll see the classic Google Chrome theme again.

### Some of my recommended extensions:

**WOT – Web of Trust:** WOT helps you find trustworthy websites based on millions of users' experiences and is one of Chrome's most popular add-ons. It shows you the intuitive traffic lights indicating which websites you can trust for safe surfing and shopping on the web.

**AdBlock Plus:** Adblock Plus is the most popular ad blocker ever, and also supports websites by not blocking unobtrusive ads by default. Used by over 100 million people.

**Send from Gmail (By Google):** Makes Gmail your default email application and provides a button to compose a Gmail message to quickly share a link via email.

**Google Dictionary (By Google):** With this extension you can (1) Double Click any word to view its definition in a small pop-up bubble. (2) View the complete definition of any word or phrase using the toolbar dictionary. Foreign words are automatically translated to your language of choice.

**Awesome Screen Shot: Screen Video Recorder:** Screencast, record screen as video. Screen capture for full page, annotate, blur sensitive info, and share with one click uploads.

**Save to Google Drive:** Save web content or screen capture directly to Google Drive.

Have fun with trying different extensions. Don't add a bunch of extensions at the same time in case one of them doesn't play well with your system.