

***The
Gigabyte Gazette***

**The Monthly Newsletter
of the
*Sun City Summerlin
Computer Club***

February 2014

Table of Contents

President’s Message	1
Issue Contributors	2
Submissions Welcome	2
SCSCC Board of Directors Actions	2
General Membership Meeting	3
Welcome New Members	4
February 2014 Calendars	4
Special Interest Groups	5
Kaffee Klatches	7
February 2013 Classes	8
February 2014 Seminars	10
Tom’s Tech-Notes	13
Digital Photography Column	15
iPad News and Tips	17
Kretchmar’s Korner	18
February Lab Monitor Schedule	20



President's Message

by Howard Verne

Dear Computer Club and friends

The Computer Club meets monthly on the first Thursday of the month at 7:00 PM in Desert Vista. At our February 6th meeting we will conduct a very important business meeting: the Club's 2014 budget and spending plan. The plan will be briefly reviewed by our Vice President, Tom Burt and members will vote to approve it. In addition to approval of our budget, our February monthly meeting offers a presentation on Selling Precious Metals by Summerlin Jeweler's. Last, but not least, there will be an early bird drawing for all those who are members for 2014.

I am pleased to announce that Tom and his Friday maintenance crew have converted the classroom PCs to the latest version of Windows (8.1)

The RESIDENTS' FORUM is having their annual club fair to inform all residence about our community clubs. We have committed to participate in their excellent event on March 12th. We encourage any of our SIG leaders, class and seminar leaders to display their activities. Phone me to reserve table space.

Volunteers: Our unofficial motto is "members helping members." The life blood of our Club is our strong volunteer corps and you can become a part of it. Our volunteers fit into two categories: those with computer skills to share and those with non-computer skills to share. Please join these dedicated members and donate your time and skill. You can give as little as 4 hours a month to be a Lab monitor or as many hours as you wish in a wide variety of activities. If you don't know anything about the Lab we'll train you. Have you always wanted to try your hand at teaching? Our Education chair would love to talk with you. Or if you're not ready to teach, you can assist one of our head instructors by being a coach. Do you enjoy being with people? You can be a greeter at one of our seminars. Call Kathy (569-1442) and she will put you in touch with the appropriate coordinator.

Stay happy and healthy and enjoy your phones, tablets, lap tops and desk tops. Remember we are here to help.

Howard Verne, President

(702) 527-4056 pres.scsc@gmail.com

Issue Contributors

Irene Burt	Tom Burt	Zane Clark
Stu Gershon	Kathy Kirby	David Kretchmar
Pat Lemay		Howard Verne

Submissions Welcome

We are always looking for new information to share with our club members. If you have computer or technical information you would like to share with members of the club, send your articles to Tom Burt at tomburt89134@cox.net. Thank you to everyone for your contributions.

SCSCC Board of Directors Actions

On January 8, 2014 the Computer Club Board of Directors took the following actions:

Tom Burt made a motion that the minutes of the December 11, 2013 Board of Director's Meeting be approved. The motion was seconded by Tom Kimber and unanimously approved by the Board.

Irene Burt made a motion that we approve the Sun City Summerlin Computer Club Resolution dated January 8, 2014 that the President, Howard Verne; Vice President, Tom Burt; Treasurer, Irene Burt; and Secretary, Patricia LeMay be authorized to sign checks and other documents as necessary in regard to the Nevada State Bank checking and Silver Money Market accounts. The motion was seconded by Chuck Wolff and unanimously approved by the Board.

Irene Burt made a motion that General Meetings be held on the following dates in 2014:

January 1, 2014 <i>DARK</i>	July 2014 <i>DARK</i>
February 6, 2014	August 2014 <i>DARK</i>
March 6, 2014	September 4, 2014
April 3, 2014	October 2, 2014
May 1, 2014	November 6, 2014
June 5, 2014	December 4, 2014

The motion was seconded by Chuck Wolff and unanimously approved by the Board.

Irene Burt made a motion that the Club be closed for the following Holidays in 2014:

Memorial Day – Monday, May 26, 2014
Independence Day – Friday, July 4, 2014
Labor Day – Monday, September 1, 2014
Thanksgiving – Thursday, November 27, 2014
Christmas Eve – Wednesday, December 24, 2014
Christmas Day – Thursday, December 25, 2014
New Year’s Eve – Wednesday, December 31, 2014
New Year’s Day – Thursday, January 2, 2015

The motion was seconded by George Lobue and unanimously approved by the Board.

Tom Burt made a motion that the 2014 Budget as presented be approved by the Board for presentation to the general membership at the Business Meeting to be held on February 6, 2014. The motion was seconded by Tom Kimber and unanimously approved by the Board.

General Membership Meeting

The February General Meeting will be held at 7 PM on Thursday, February 6, 2014 at Desert Vista. We will have a short Business Meeting to approve the Club’s 2014 Budget and Spending Plan, which is posted on the Club’s website. Following the business meeting, we will have a presentation on “**Selling Precious Metals**” by **Summerlin Jeweler** and then we will have our usual social. Please join us for an interesting presentation and an evening of congenial fellowship.

Welcome New Members

The following new members joined the Computer Club between December 26th and January 25th.

**Mary Ann Arndt
Katherine Berndes
Sally Bogolub
Patricia Busselle
Yaffa Cary
Ron Cinelli
Pat Clifton
Estelle Conley
Gary Fischer
Diane Frankenfield
Carol Gattuso
Rosalie Grubestic
Karen Hatch
Robert Henry
Bill Herbert
Sharron Herbert
Bob Hewes
Michael Hung
Rudy Jezik
Marina Jurasek**

**Fred P Kaplan
Patricia Kunen
Carol McCormick
Phyllis Nesler
Sharon Policicchio
Dave Pruszka
Rita Pruszka
Joanne Reason
Carolyn Sandler
Dennis Scholl
Marie Shelton
Larry Simmons
Indra Somani
Saroj Somani
Walter Tarby
Elizabeth Waters
Sandra Weiser
Mayann Williamson
Wilda Wolf
Georgia Yeager**

February 2014 Calendars

To view the February classroom and lab calendars, click the following hyperlink:

http://www.scs-cc.com/Calendars/scscc_calendar_2014-02feb.pdf

Special Interest Groups

Special Interest Groups (SIGs) provide a forum for general discussion on a specific computer related subject. Admission to all SIGs is on a first-come, first-seated basis and is subject to the maximum allowed by fire code regulations. All of the following meetings are held in the Classroom <W> or <M> or <H> indicate whether a SIG would be of interest to a Windows, Macintosh or Hand-held Device (i-thing or Android) user.

Creative Photography <W>

2nd Thursday, 1:00 p.m.

Edith Einhorn (838-7267)

This is a participatory SIG with a focus on intermediate level tools and techniques for taking and working on your digital photos. Members are encouraged to suggest topics, ask questions, and share ideas and techniques for enhancing, sharing and archiving photographs. Demos of interesting ideas and techniques will be an integral part of each session.

Genealogy <W>

2nd Thursday, 10:00 a.m.

Karen Ristic (749-6489)

Genealogy is one of America's most popular and rewarding hobbies. Come; let us help you find your ancestors on the Internet. We will explore helpful, free, sites and assist you in building your family tree.

GMail and Other Google Programs <W/M>

1st Thursday, 10:00 a.m.

Pat Lemay (254-1499)

Pat has adapted her popular Gmail seminar to become a regular monthly SIG. All members are welcome. This is your place to learn about all things Google.

Internet Investing <W/M>

3rd Thursday, 9:00 a.m. in even months

Tom Burt (341-7095)

The Internet Investment SIG provides a forum for members interested in using Internet resources for researching and managing investments to meet, discuss, and learn more about the topic. The SIG's target audience is members with intermediate computer skills and investment experience, but all members are welcome.

iPad SIG <iPod, iPhone, iPad>

4th Thursday, 10 a.m.

Zane Clark (562-3684)

This SIG will be your forum for learning about and discussing the Apple iPhone, iPod and iPad tablet devices. It's for Apple hand-held device owners of all experience levels.

Macintosh Users' Group <M/H>

2nd and 4th Tuesday, 6:30 p.m.

Ed Barkin (243-6597) and Rose Mary D'Aloisio (255-2813)

This SIG is for Macintosh users of all experience levels. We will have Q&A, so bring your questions and/or problems.

Photoshop <W>

2nd and 4th Wednesdays, 6:30 p.m.

Un-moderated discussion group

This SIG will provide you with an overview of many of the basic elements found in both Adobe Photoshop and Adobe Photoshop Elements, two extraordinary photo retouching, image editing, and color painting software programs. The Adobe Photoshop programs offer the tools to get professional-quality results. If you wish to enhance your photographs, this SIG will be most helpful and of great value. This SIG's target audience is intermediate to advanced digital imaging users, but all members are welcome.

Picasa <W>

3rd Mondays, 1:00 p.m.

Stu Gershon (255-3309)

Stu will be conducting this SIG as a monthly workshop, using Picasa 3 as the tool for organizing and editing digital photos. This SIG's target audience is beginner to intermediate digital photography users, but all members are welcome.

Repair Lab <W >

Every Tuesday, 1:00 p.m. to 4:00 p.m.

Chuck Wolff (233-6634), George Lobue (256-0822)

The Repair Lab provides **CLUB MEMBERS ONLY** with no cost assistance for those having upgrades and / or hardware and software problems with their computers. Bring in only your PC tower and your problems. Our TECH team will give you our best effort. ***Be sure to mark your cables so you can re-connect when you get home.***

Kaffee Klatches

Kaffee Klatches provide a forum for general discussion on all computer-related subjects. Admission to all Kaffee Klatches is on a first-come, first-seated basis and is subject to the maximum allowed by fire code regulations. All of the following meetings are held in the Classroom.

Beginners Kaffee Klatch <W/M>

First and Third Saturdays, 9:00 a.m.

Bill Wilkinson (233-4977)

If you are a novice or near-beginner computer user, or if you just want some refresher information together with a refreshing cup of coffee, then jump-start or recharge your computing knowledge by attending the BKK sessions. At each session, attendees will explore from one to four topics of particular interest to beginners and near-beginners. The topics are always announced a couple of days in advance via e-mail to SCSCC members who have subscribed to the club's message board. Each topic is presented in a step-by-step manner and is supported by "how to" notes that can be easily and conveniently downloaded from the BKK web page. Following each "up front" presentation of one or more topics (approximately 60 minutes in duration), an informal open-ended Question and Answer period takes place for those who wish to participate, listen, reflect, or inquire.

Kaffee Klatch <W/M/H>

Every Tuesday, 8:30 a.m.

Sandy Mintz (838-2525)

This KK is for all users from beginning to advanced. The KK discussions are not restricted to any one subject, computer platform or computer-knowledge level but should be computer or technology related. We will try to answer your questions, help you keep your systems updated and provide some useful "tips and tricks." If you have a tip or information you would like to share, we encourage you to bring it in and share since the SCSCC is built on "neighbor helping neighbor." The fellowship is great, the coffee is good, and the education received from the KK attendees is priceless. Stop by on Tuesday morning and have a cup of coffee with us.

Windows 8 Tutorial <W>

First and Third Saturdays at 10:30 am

Tutor: Bill Wilkinson

Each session will be devoted to assisting new Windows 8 owners in becoming familiar and comfortable with Microsoft's newest operating system for desktop and laptop computers. Assistance will be given individually or in small groups as circumstances warrant. Bill's notes are available by clicking [HERE](#).

February 2013 Classes

Because there are a limited number of computer stations available for hands-on participation, pre-registration is necessary for all classes. See individual class descriptions for details on how to register.



BOOT CAMP CLASSES

***The next class will be held
March 10, 11, 13, 17, 18 - 9 am to noon
(Fully subscribed with wait list)***

Lead instructor: Bill Wilkinson

If you know of friends in the Sun City Summerlin community who may be interested in taking this class (see the following course description), would you let them know that this program is available?

Boot Camp Course Description:

Boot Camp is an introductory course designed for residents who are new to computing and/or the Microsoft Windows operating system. **It also serves as an excellent review for intermediate users who want to fill some gaps in their computer knowledge.**

This hands-on class has a **limited enrollment of 12** with each participant working at an individual computer station in the Computer Lab. A multi-member team of lead instructor and three coaches will provide step-by-step instruction that will include demonstrations, guided practice and individual coaching assistance.

Participants will be introduced to the basic vocabulary and concepts necessary to establish an understanding of Windows. They will be instructed in practical techniques for managing and organizing their own data files, will be introduced to important strategies for working successfully with word processing documents, email, and the Internet, and will learn how to read and write data from and to a portable flash drive. Those participants who own a digital camera will be invited to actively participate in a hands-on experience of copying photos from their camera to their provided thumb drive, utilizing their newly acquired skills of file management.

Boot Camp Registration Details:

To seek additional information or to register for the class, please telephone **Bill Wilkinson at 233-4977**. He will register you for the **August** class and collect the course fee by mail.

Prerequisites: Must be a 2013 Club member (currently \$5 membership dues) and own a computer with the Microsoft **WINDOWS XP, WINDOWS VISTA, WINDOWS 7, OR WINDOWS 8** operating system installed.

Course Fee: Fifteen dollars (\$15.00); materials include a 159-page participant's manual specifically written for Sun City Summerlin residents, and a portable flash drive.



WINDOWS 8/8.1 CLASS

Conquering the Basics and Beyond **MAKING AN EASY TRANSITION FROM** **EARLIER EDITIONS OF WINDOWS**

February 10 11 & 13 - 9 am to noon
and February 24, 25 & 27 - 9 am to noon
(Both sessions are fully subscribed with wait list)

This course includes over 150 “how-to” activities contained within a 100-page participant’s manual that has been designed specifically for club members who have already moved to the Windows 8 operating system **or** who anticipate moving up from Windows XP or Vista in the near future.

The 9-hour **hands-on** class will be held over three days with each registered participant using one of the twelve Windows 8 computers in the lab.

Prerequisites: Some previous experience in using one of Microsoft’s earlier operating systems, current 2013 Membership in the Computer Club (or \$10 for a 2014 membership through December 31, 2014).

Program fee: \$10 (which includes a participant’s notebook)

Lead Instructor: Bill Wilkinson, supported by 4-6 coaches

To register or obtain further details about the class, contact:

Bill Wilkinson at 233-4977

February 2014 Seminars

For Computer Club seminars, there is no requirement for advanced registration unless explicitly stated. Seating is first-come, first-seated.



Special Projects

Monday, February 3rd, 1:00 PM

Presenter: Stu Gershon

Location: Classroom

What to do with your old photo files - T-shirts, Collages, Occasion Cards

HANDOUT: <http://digitaldoconline.com/Special%20Projects%20HANDOUT.htm>



Ask Chuck Q & A

Wednesday, February 5th, 1:00 PM

Presenter: Chuck Strickland

Location: Classroom

Chuck will hold forth in the classroom, answering your technical questions. If you wish, you can e-mail your questions ahead of the session to: chuckstr89134@gmail.com.



Laptop Workshop

Monday, February 10th, 1:00 PM

Presenter: Stu Gershon

Location: Classroom

How to organize your hard drive and how to look INSIDE your computer!

HANDOUT: <http://digitaldoconline.com/Organize.htm>

REMEMBER: AS ALWAYS, You're invited to bring your equipment (**Laptops or Cameras**) so that you can have that "hands on" experience!



ChromeBook

Wednesday February 14th, 1:00 pm

Presenter: Howard Verne

Location: Classroom

I just surf the web and read my email, why do I need an expensive computer?

Windows is too complicated, I don't understand this file and folder stuff.

I plan on buying a new computer – but I don't want windows 8!

Would you like a light, easy to use, laptop for \$200-\$300?

I am scared of all these viruses – isn't there a computer which is not so susceptible?

I don't want to back up my data – but I would like to see it down for me.

If you answered yes to any of these, maybe you should learn more about ChromeBooks!!?

Any other questions re ChromeBooks? ... then come to the seminar.



Google Chrome Apps & Extensions

Thursday, February 20th at 1 PM

Presenter: Pat Lemay

Location: SCSCC Classroom

Google Chrome is Google's web browser program designed to work on PC, Mac and Linux. The Google Chrome Web Store has an enormous number of Applications and Extensions that allow Google Chrome to enhance your browsing experience and allow you to surf the Internet safer, shop smarter, play games and interact between other Google programs. This seminar is designed to introduce you to some of these apps and extensions and demonstrate what they can do for you.



Adobe Photoshop Elements 10

Monday, February 24th,

Presenter: Stu Gershon

Location: SCSCC Classroom

Join Stu in exploring the many features of the Adobe Photoshop Elements 10 photo editing program.



EBay Selling

Tuesday, February 25th, 9 AM

Presenter: Tom Kimber

Location: SCSCC Classroom

Founded in late 1995, EBay is the leading online marketplace for the sale of goods and services by a diverse community of individuals and businesses. Today, the EBay community includes over 50 million registered users, and is the most popular shopping site on the Internet when measured by total user minutes. This seminar, presented by an avid EBay user will share his secrets for making effective sales at this Internet marketplace.



Home Networking Basics

Wednesday, February 26th at 9 AM

Presenter: Tom Burt

Location: Computer Classroom

Many households now have two (or more) PCs. How do you take advantage of the power of networking to get the most out of your multiple systems? This 2 1/2 hour seminar describes all aspects of setting up and securing a mixed wired and wireless home network. We will survey both wired and wireless networking equipment and software. We'll demonstrate how to set up your wireless network equipment to create a mixed wired and wireless LAN and how to secure it from undesired outside access.

We'll also briefly review how to share files, printers and your cable or DSL Internet connection between two or more PCs. We'll also demonstrate connecting to a network printer. And we'll keep some time open to answer your networking questions. This seminar will include wired and wireless networking on Windows XP, Vista, 7 and 8. This seminar's target audience is users who are pretty comfortable with their PC and Windows and want to move up to taking better advantage of having multiple PCs.

Handout: http://www.scs-cc.com/smnr/home_networking_basics.pdf

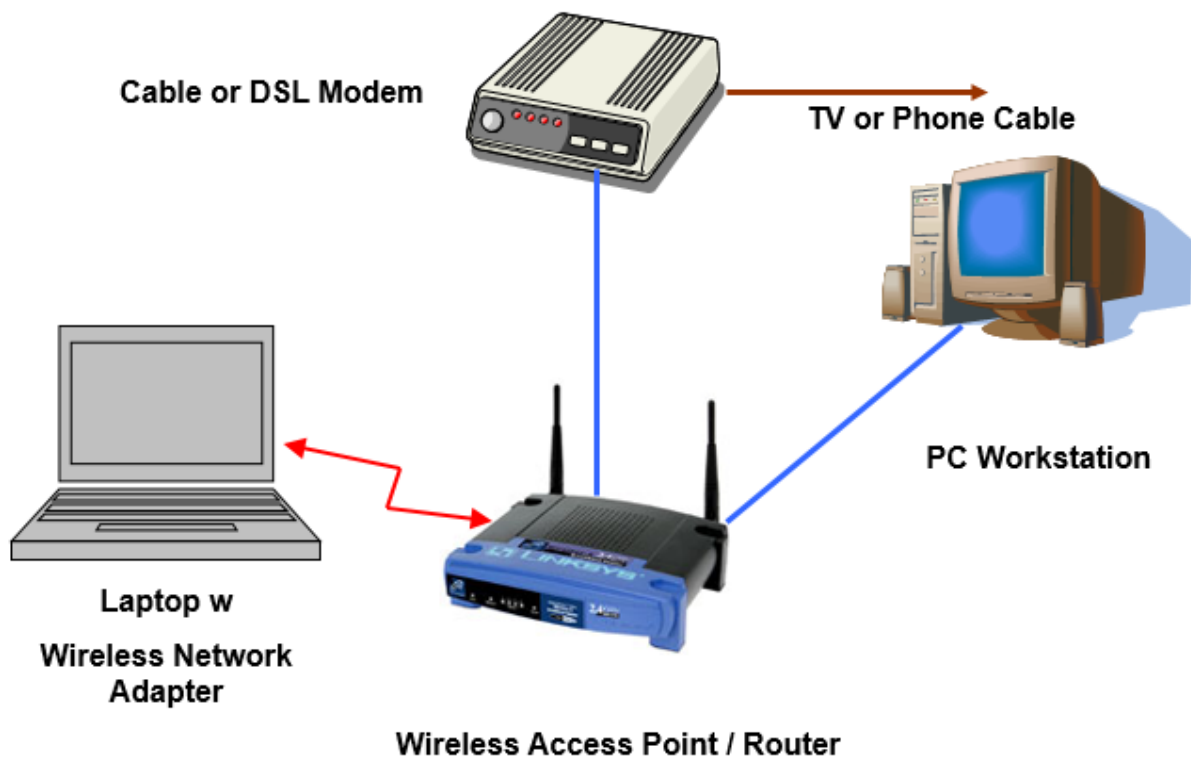
Tom's Tech-Notes

Sharing Files and Folders on Your Home Network

Tom Burt, SCSCC Vice-President

Microsoft operating systems as far back as DOS 3 have supported sharing of files and folders between multiple computers connected via a local area network. Originally called MS-Net and later NetBIOS and NetBEUI, these file sharing protocols have stayed quite close to their origins.

Two PC Wired / Wireless Network

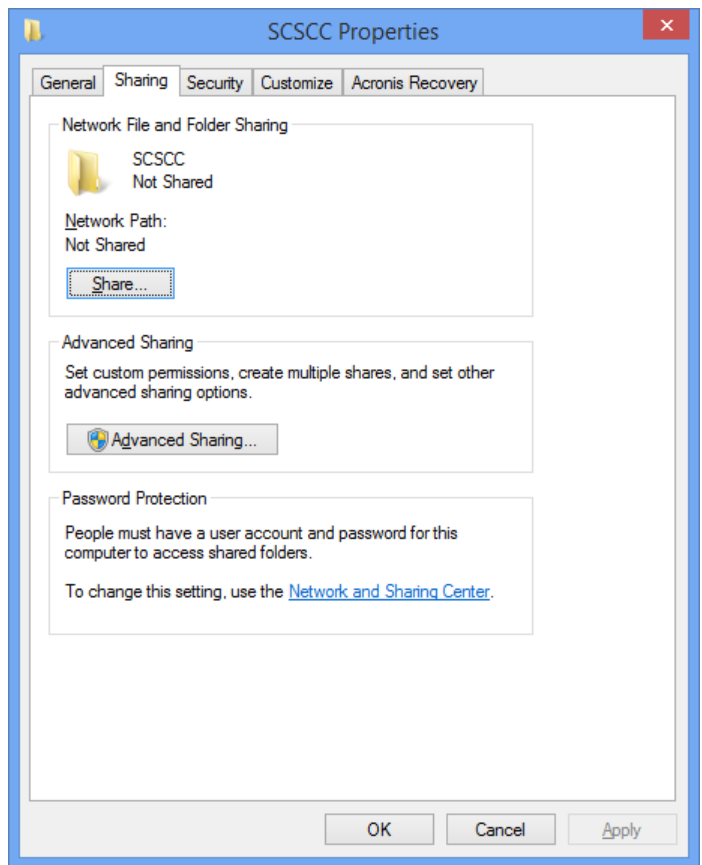
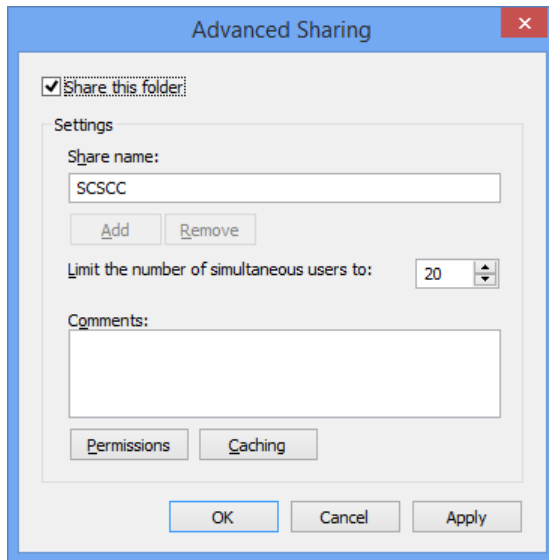


Basically, one computer on a network designates a specific folder (which can be the entire hard drive) as shared and assigns a share name to that shared folder. This is commonly just called a Share. The share name is normally the folder name, but can be anything. The share can have various security properties designated, such as whether it is read only, read write or full control. It can also have a list of allowed user IDs that can access that shared folder.

Other computers on the network can map a specific drive letter to that shared folder, possibly having to submit credentials (user ID and password). When the mapped drive is established, the computer can refer to files and folders on that drive letter and the file accesses will actually reach across the network to the actual shared folder on the original computer.

In Windows 7 and 8, the following steps will create a Share (screen shots are from Win 8.1):

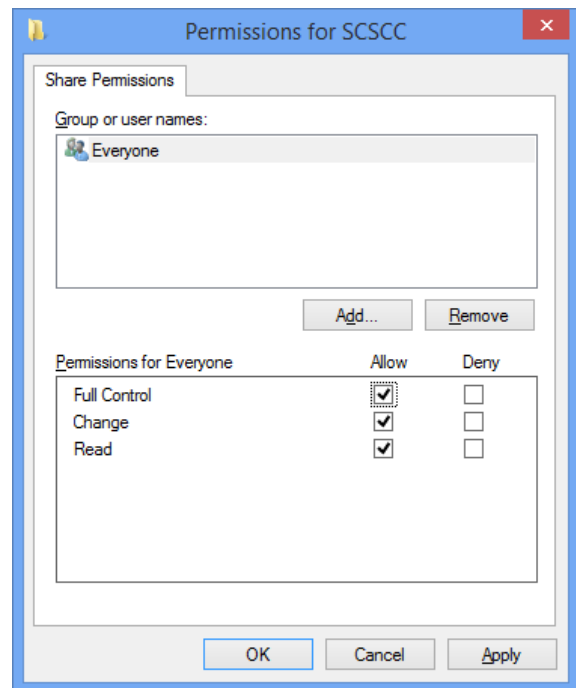
- Use the File Explorer to navigate to the folder to be shared.
- Right click on that folder and select Properties.
- Click on the Sharing tab.
- Click on the Advanced Sharing button.
- In the dialog that appears, check “Share this folder”.



- If desired, edit the share name.
- Next, click the Permissions button.
- The Permissions dialog will appear.
- By default, “Everyone” is granted access.
- Check the Full Control box to grant read, write and create/delete access to the Share.
- Finally click OK as needed to exit from the chain of dialogs.

Other computers on the network can now Map a drive letter to the new Share (“SCSCC” in our example).

To learn more, come to my “Home Networking Basics” seminar at 9 AM on Wednesday, February 26th.





Digital Photography Column

By Stu Gershon

Special Projects

Now that we're in the digital age, many of us have many .jpg files from the many photos we've taken. What should we do with them?

On Monday, Feb. 3, I am presenting a class called 'Special Projects' which gives us some ideas for what to do with our photo files.

The first thing you should do is ORGANIZE all you photos. I do it by first making "year" folder, and then making a "subject" folder.

Example: 2003

Travel

Grandchildren

Etc.

This way, when you look at your hard drive, it looks like a file cabinet and then things are easier to find.

Once organized, there are many things to do with photo files.

The most elegant and easiest way to show your pictures is a Digital Photo Frame. These come in all sizes and prices. I have two 8 inch frames that cost about \$40 each. I just copy all the files of my grandchildren onto the SD memory card that fits in all photo frames, insert it in the frame and run it as a slideshow. You can update the presentation by simply putting the SD card into your computer and add recent files. One warning, you'd have a better presentation if all photos are in "landscape" mode (horizontal or side to side) instead of "portrait" mode (vertical or up and down). This way, all your photos are oriented the same way and they fill the screen. If you put in some "portrait" mode pictures, the tops and bottoms of the pictures might get cut off and you have empty space on the sides of the frame.

Other things you can do with photo files are send them to a place like CVS or Costco and have them made into mouse pads, coffee mugs, etc.

One thing you can do on your own is to make T-shirts by printing onto "iron-ons" which you can buy at Staples and other places, and then iron them onto a T-shirt. Remember to print iron-ons in "mirror mode," so they will come out properly on a blank T-shirt.

Another thing you can do is make greeting cards. Some programs already have included a "greeting card" mode which will show you various templates, and then just insert the photo in the given place. This can be done within Photoshop Elements, or you can find a Hallmark or an American Greeting Cards program in the software section of your favorite store.

Finally, the best way to present your photos is with a digital slide show. You create the slide show with your favorite photos and music and then you need a special program to "author" the program into a DVD slide show.

Monday, Feb. 3rd at 1 pm. See you there!

Stuart Gershon is known as "The Digital Doctor". **If you ever have any questions, you can send them to stugershon@gmail.com and he will answer them. However, you can usually find an answer to ANY question by going to Google.com and typing in the question.**



iPad News and Tips

by Zane Clark

Random App Notes

Just a few thoughts on Apps ...

There is an App called Zite that I check every day. It is a little hard to describe, but basically it allows you to set up your own articles on a variety of topics culled from the Internet. I have it set to show me articles on the iPad, Apple, iOS7, and Apps. I can check it every day and find interesting and useful information. For example, I just read an article on using the search function on your iPad to produce a list of all the Apps on your device. In the Search window, type in only a period (.). For whatever reason, this brings up a list of all your Apps.

I think I have mentioned this before, but an excellent way to find Apps that are on sale for a day or two is with the App called AppsGoneFree. There are several places to find free Apps, but this lists only high-rated apps.

And finally, remember that every App you have ever downloaded, whether it was a paid App or free is listed in the App Store under the Purchased link at the bottom of the page. Even if you have deleted the App, it will still be listed here.

As usual, if you have a question you can't answer, send me a note and I will try to help you.

Zclark@cox.net

Kretchmar's Korner

By David Kretchmar, Computer Hardware Technician

How to Cancel an AOL Account

This article first appeared in September, 2011

This article was originally written as a follow up to a Chuck Strickland post on Helping Hands post stating that one of his customers just informed him AOL is automatically upgrading his free email account to a premium account and charging him \$15 a month.

Many SCS residents are paying a few dollars a month for AOL mail services that are provided at no cost by more popular providers such as Yahoo Mail, Hotmail, and Google Mail. Cox and CenturyLink also provide free email services. For more information of free email providers see the article in the February, 2011 *Gigabyte Gazette*.

AOL provides dial-up Internet connectivity via a telephone line, charging up to \$25.90 per month for service that is available from other dial-up services for a fraction of that amount. For just a few dollars a month more, depending on current promotions, Sun City residents can obtain much faster Internet connectivity via CenturyLink, Cox, or Clear that does not tie up their telephone line. I guarantee - once you get rid of dial-up you will never look back.

The biggest hassle in transferring your email account from AOL is moving your contact/address list, and notifying all of your contacts that you have a new email address. This should be done prior to cancelling your AOL account.

The contact transfer process should be automated, but in reality it often is not. You should be able to export your contact list to a file, such as a “.csv” (coma separated value) file, which can be imported or manually entered into your new email account.

If the exported Contact list cannot be directly imported, you may be able to read it as a spreadsheet using Open Office or Excel. Then, in this worst case scenario, you might have to go through your contact list and input each contact's name and email address.

Clear as mud? Then you can always bring your computer to the Tuesday afternoon Repair Lab SIG and one of our techs will be glad to help you with this process.

Back to AOL and how to cancel an AOL account:

1. You should try to gather the following information if possible:
 - Name of the primary account owner
 - Your account number
 - Your telephone number and address

- Your master screen name
- The answer to the security question created when you opened the account.
- Last 4 digits of your credit card account number or bank account number (if you pay by bank debit).

Don't worry if you don't have all of the information, you can still cancel your AOL account.

2. Telephone: 1-800-827-6364.
3. State “cancel” or “cancellation” in a clear voice. This should connect you to a live person. The AOL representative is allegedly paid a bonus if you can be talked out of cancellation. Just state you have cable broadband and no longer need AOL. **DO NOT** accept any free offers. State that you want to cancel immediately. Repeat as necessary.
4. Write down the confirmation number.

Under an agreement, which was filed by 49 states, and finalized in July 2007, AOL must provide its customers a simple online cancellation method (<http://cancel.aol.com>). The state attorneys general took legal action after AOL customers complained about difficulty and confusion when they attempted to cancel their AOL services.

February Lab Monitor Schedule

Marcy Ishum Jeff Southwell	Saturday February 1, 2014
Millie Taylor Carol Przybyclen	Monday February 3, 2014
Irene Burt Verne Taylor	Wednesday February 5, 2014
Fred Cohen Jim Enlow	Saturday February 8, 2014
Donna Bailey Blanch York	Monday February 10, 2014
Tom Brennan Jan Edwards	Wednesday February 12, 2014
John Zuzich Mary Hedin	Saturday February 15, 2014
Marilyn Halvorson Marti Hamilton	Monday February 17, 2014
John Pollet Opal Smith	Wednesday February 19, 2014
Linda McMullin Fred Cohen	Saturday February 22, 2014
Lowana Mannlein Sharon Cline	Monday February 24, 2014
Joyce Davison Tammy Collins	Wednesday February 26, 2014